



## The System of Ordering for Make-Ready Sheets




- The dieboard is the right place for make-ready sheets:
  - quicker handling
  - no damages on the sheets
  - proper storage (5S)
- Flexible clamp for all sheet formats
- Easy & quick attachment
- Perfect Hold

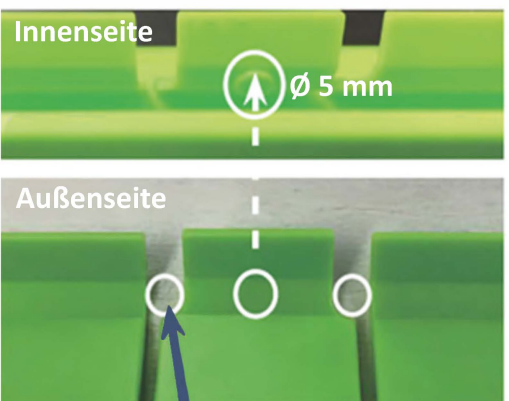
## Manual




1. Place Catchit with an angle on the dieboard




2. Slide Catchit into the dieboard



3. Make a dent on the dieboard  
(Diameter 6 mm/ Depth 1 mm)



4. Slide up Catchit to fit the dent



Removal